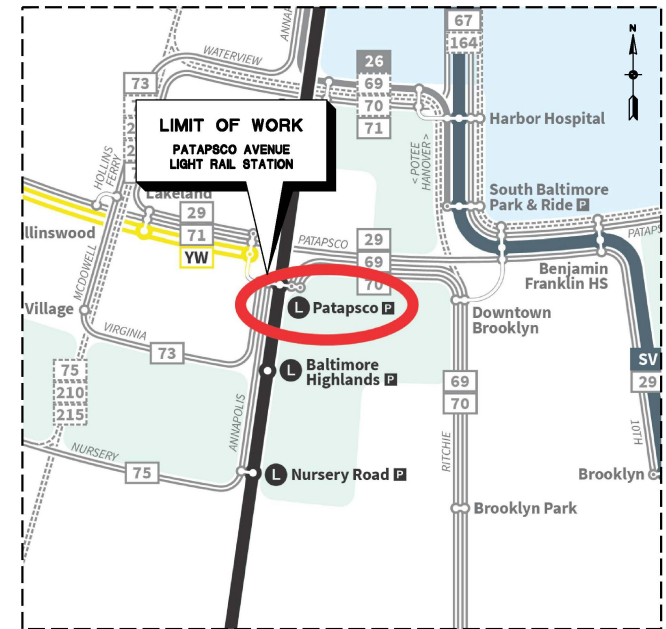
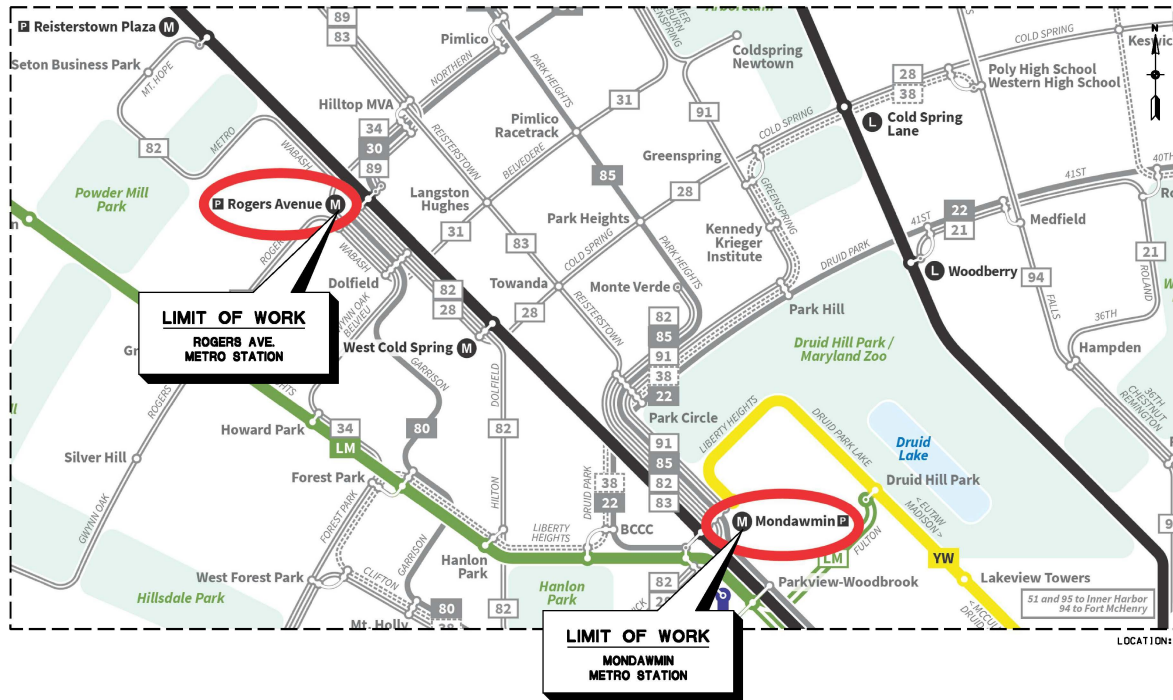


MARYLAND DEPARTMENT OF TRANSPORTATION MARYLAND TRANSIT ADMINISTRATION

SYSTEMS ENGINEERING DIVISION

BEYOND THE BUS STOP: REAL TIME INFORMATION SIGNS AND BLUE LIGHT PHONE INSTALLATIONS

CONTRACT NO. 1524-0120



LOCATION: BALTIMORE, MARYLAND

MARYLAND TRANSIT ADMINISTRATION

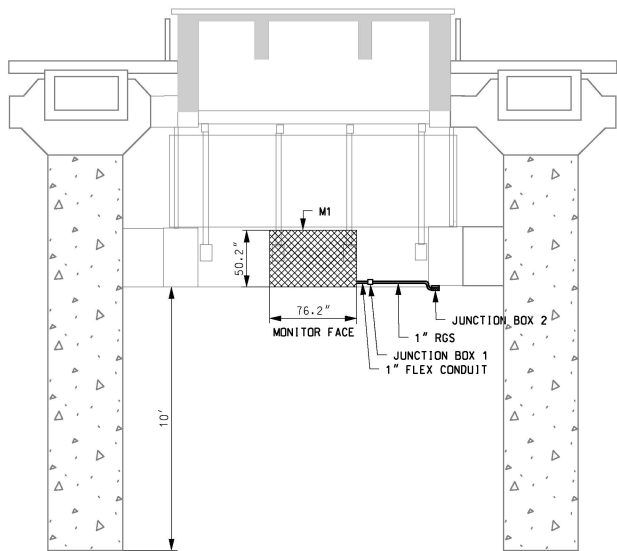
VICINITY MAPS
 NOT TO SCALE

DATE: _____ APPROVED: _____
 RANDY FERTIG
 CHIEF
 Systems Engineering Division

100% SUBMITTAL
 OCTOBER 1, 2019

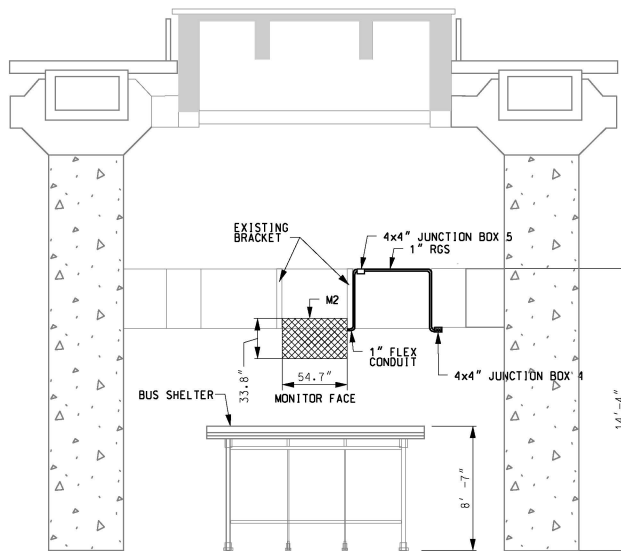
AECOM
 BALTIMORE, MD

CONTRACT NO. 1524-0120
DRAWING NO. TI-01
1 OF 14



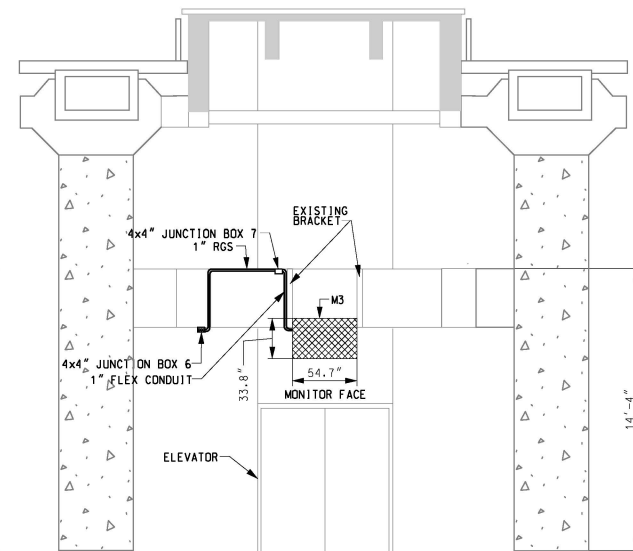
M1 INSTALLATION DETAIL

SCALE: NONE




M2 INSTALLATION DETAIL

SCALE: NONE



M3 INSTALLATION DETAIL

SCALE: NONE



100% SUBMITTAL



PROFESSIONAL CERTIFICATION
I hereby certify that these documents were prepared or approved by me, and that I am a duly licensed professional engineer under the laws of the State of Maryland.

32049 License No. 8/22/2021 Expiration Date



NO.	DESCRIPTION	BY	DATE
REVISIONS			

APPR.	OIK
CHECK	JMN
DESIGN	MS
	OIK

BEYOND THE BUS STOP:
REAL TIME INFORMATION SIGN
AND BLUE LIGHT PHONE INSTALLATIONS

ROGERS AVENUE STATION DETAILS

DATE: 10-01-19 SCALE: NTS

CONTRACT NO. 1524-0120
DRAWING NO. SYS-RA-02
SHEET NO. 5 OF 14

ROGERS AVENUE STATION AFTER RETROFIT:

55-Inch Single-Sided Outdoor Passenger Information Display

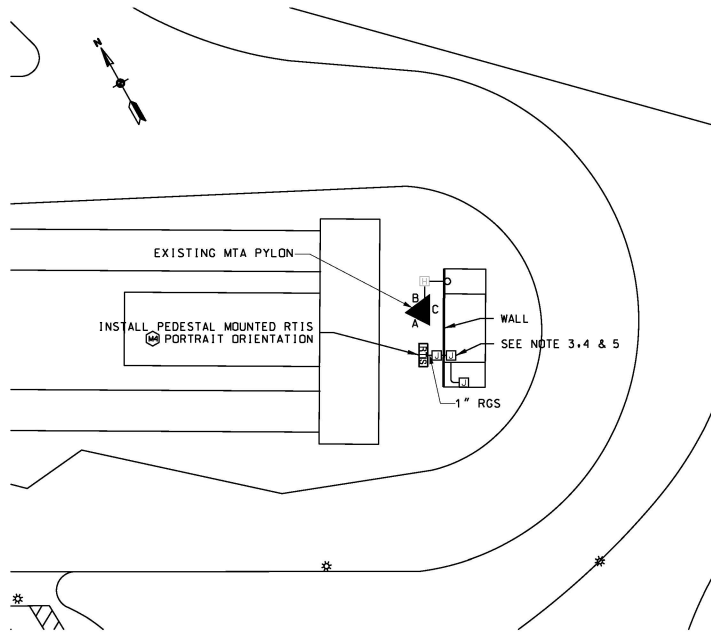


75-Inch Single-Sided Outdoor Passenger Information Display

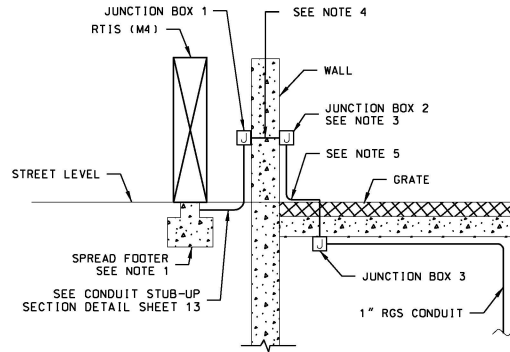


55-Inch Single-Sided Outdoor Passenger Information Display






MONDAWMIN STATION GROUND LEVEL



DETAIL PLAN
SCALE: NONE



MONDAWMIN STATION SIGN

LEGEND

- EXISTING HAND BOX
- PROPOSED JUNCTION BOX
- CONDUIT
- CABINET
- PROPOSED 1" RGS
- PROPOSED RTIS

EXISTING PANELBOARD EP-3A SCHEDULE													
NEMA I ENCLOSURE	250 AMP BUS 120/208 VOLTS SURFACE MOUNTED						100 AMP MCB 3 PHASE, 4 WIRE + GROUND PANEL LOCATION: RM 311 ELECTRIC & BATTERIES						
	LOAD (AMPS)			CKT. BKR.		CKT. NO.	CKT. NO.	CKT. BKR.		LOAD (AMPS)			LOAD SERVED
A	B	C	TRIP	P	P			TRIP	A	B	C		
RC CAB 200	UNK			50	1	1	2	1	50	UNK			RC CAB 100
FIRE ALARM NMP		UNK		15	1	3	4	1	20		6.7		RTIS PILLAR
FIRE ALARM NACP			UNK	15	1	5	6						
FIRE ALARM FACP	UNK			15	1	7	8						
						9	10						
						11	12						
						13	14						
						15	16						
						17	18						
						19	20						
						21	22						
						23	24						
TOTAL											6.7		TOTAL
TOTAL CONNECTED AMPS													

NOTES:

- 1) INSTALL RTIS FOUNDATION AS PER DETAIL ON SHEET ST-02.
- 2) INSTALL 1" RGS CONDUIT FROM RTIS TO JUNCTION BOX.
- 3) INSTALL 4x4" JUNCTION BOX ON BOTH SIDES OF WALL.
- 4) INSTALL 1" CONDUIT FROM JUNCTION BOX 1 TO JUNCTION BOX 2.
- 5) INSTALL 1" CONDUIT FROM JUNCTION BOX 2 TO JUNCTION BOX 3.

100% SUBMITTAL

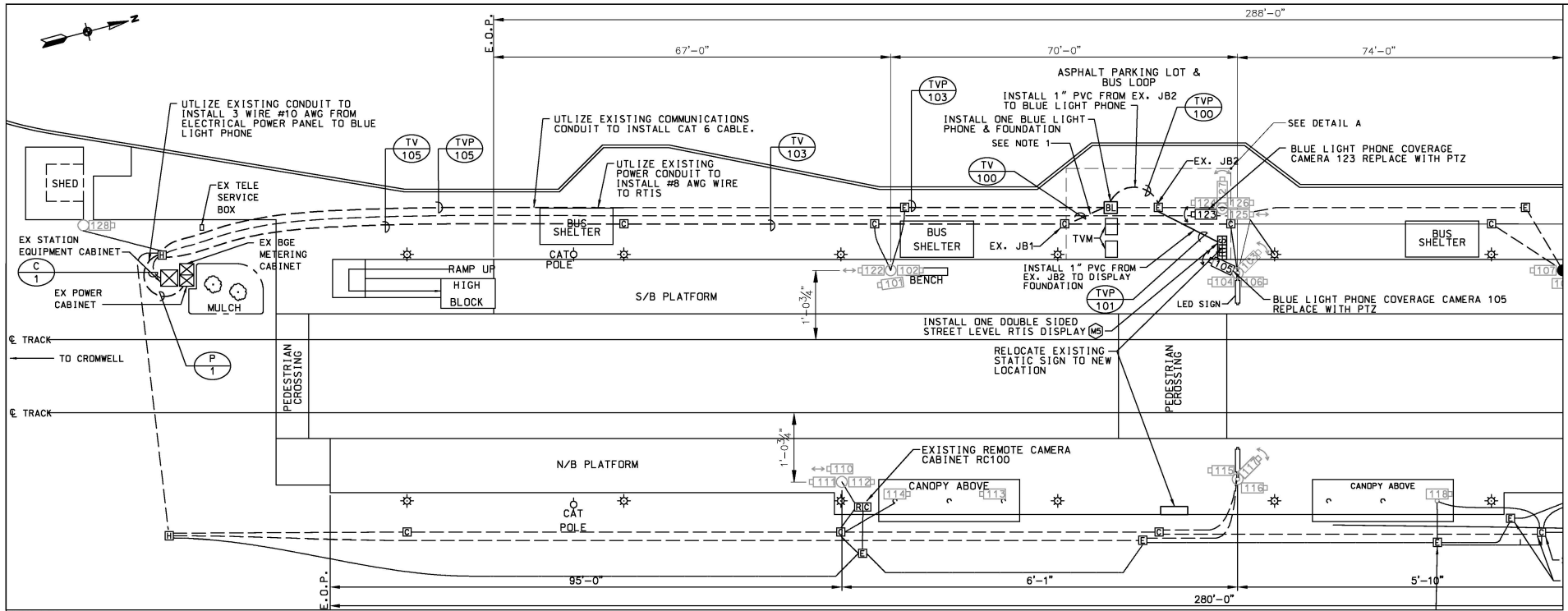
			<p>PROFESSIONAL CERTIFICATION I hereby certify that these documents were prepared or approved by me, and that I am a duly licensed professional engineer under the laws of the State of Maryland.</p> <p>32049 License No. 8/22/2021 Expiration Date</p>		<table border="1" style="width: 100%; border-collapse: collapse;"> <tr> <th>NO.</th> <th>DESCRIPTION</th> <th>BY</th> <th>DATE</th> </tr> <tr> <td> </td> <td> </td> <td> </td> <td> </td> </tr> <tr> <td colspan="4" style="text-align: center;">REVISIONS</td> </tr> </table>	NO.	DESCRIPTION	BY	DATE					REVISIONS				<table border="1" style="width: 100%; border-collapse: collapse;"> <tr> <td>APPR. CHECK DOWN DESIGN</td> <td>OIK</td> </tr> <tr> <td></td> <td>JMN</td> </tr> <tr> <td></td> <td>MS</td> </tr> <tr> <td></td> <td>OIK</td> </tr> </table>	APPR. CHECK DOWN DESIGN	OIK		JMN		MS		OIK	<p>BEYOND THE BUS STOP: REAL TIME INFORMATION SIGN AND BLUE LIGHT PHONE INSTALLATIONS</p> <p>MONDAWMIN METRO STATION GROUND LEVEL PLAN</p> <p>DATE: 10-01-19 SCALE: NTS</p>	<p>CONTRACT NO. 1524-0120</p> <p>DRAWING NO. SYS-MD-01</p> <p>SHEET NO. 7 OF 14</p>
NO.	DESCRIPTION	BY	DATE																									
REVISIONS																												
APPR. CHECK DOWN DESIGN	OIK																											
	JMN																											
	MS																											
	OIK																											

C:\Users\jnickol\OneDrive\Documents\jnickol\1524\1524-01-1-CoverSheet.dgn 10/23/2019

MONDAWMIN STATION AFTER RETROFIT:

55-Inch Outdoor Single-Sided Real-Time Passenger Information Kiosk






NOTES:

FLOOR PLAN - PATAPASCO AVENUE STATION PLATFORM LEVEL


SCALE: NONE

- CONTRACTOR SHALL RUN NEW 1" PVC CONDUIT FROM EX. HANDBOX TO BLUE LIGHT PHONE.
- CONTRACTOR SHALL RUN NEW 1" PVC CONDUIT FROM RTIS TO BLUE LIGHT PHONE.
- CONTRACTOR SHALL RUN NEW 1" PVC CONDUIT FROM BLUE LIGHT PHONE TO EX. JB1.
- BLUE LIGHT PHONE TO BE ON EMERGENCY POWER.
- CAMERAS 105 & 123 ARE TO ACTIVATE UPON BLUE LIGHT PHONE BUTTON PUSH.

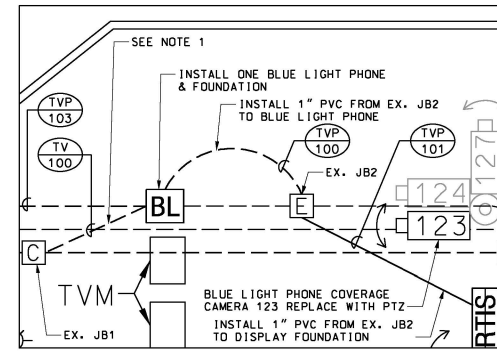
- LEGEND**
- COMMUNICATION AND POWER HANDHOLE
 - EXISTING HAND BOX
 - PROPOSED JUNCTION BOX
 - EXISTING CONDUIT
 - CABINET
 - PROPOSED 1" PVC
 - PROPOSED RTIS
 - BLUE LIGHT PHONE



PATAPASCO RTIS LOCATION



PATAPASCO BLUE LIGHT PHONE LOCATION



100% SUBMITTAL

<p>MDOT MARYLAND DEPARTMENT OF TRANSPORTATION MARYLAND TRANSIT ADMINISTRATION</p>	<p>MTA Maryland</p>	<p>AECOM</p>	<p>PROFESSIONAL CERTIFICATION</p> <p>I hereby certify that these documents were prepared or approved by me, and that I am a duly licensed professional engineer under the laws of the State of Maryland.</p> <p>32049 8/22/2021 License No. Expiration Date</p>		<table border="1" style="width: 100%; border-collapse: collapse;"> <thead> <tr> <th>NO.</th> <th>DESCRIPTION</th> <th>BY</th> <th>DATE</th> </tr> </thead> <tbody> <tr> <td> </td> <td> </td> <td> </td> <td> </td> </tr> <tr> <td> </td> <td> </td> <td> </td> <td> </td> </tr> <tr> <td> </td> <td> </td> <td> </td> <td> </td> </tr> </tbody> </table>	NO.	DESCRIPTION	BY	DATE													<table border="1" style="width: 100%; border-collapse: collapse;"> <thead> <tr> <th>APPR.</th> <th>CHECK</th> <th>DESIGN</th> </tr> </thead> <tbody> <tr> <td> </td> <td> </td> <td> </td> </tr> <tr> <td> </td> <td> </td> <td> </td> </tr> <tr> <td> </td> <td> </td> <td> </td> </tr> </tbody> </table>	APPR.	CHECK	DESIGN										<p>Beyond the Bus Stop: REAL TIME INFORMATION SIGN AND BLUE LIGHT PHONE INSTALLATIONS</p> <p>PATAPASCO AVENUE LIGHT RAIL STATION PLAN</p> <p>DATE: 10-01-19 SCALE: NTS</p>	<p>CONTRACT NO. 1524-0120</p> <p>DRAWING NO. SYS-PA-01</p> <p>SHEET NO. 9 OF 14</p>
NO.	DESCRIPTION	BY	DATE																																	
APPR.	CHECK	DESIGN																																		

C:\www\sk\p\patapasco\patapasco-joseph.nicholson\0461681\1524\pt-1-Covers\1.dgn 10/23/2019

PATAPSCO STATION AFTER RETROFIT:

55-Inch Outdoor Double-Sided Real-Time Passenger Information Kiosk

